


## The Measurement of Soluble ( $< 10$ kDa) Trace Metals in seawater by the Vivaflow 50



Application  
Note

#02

#03

#04

#05

#06

Dr. Peter Croot  
Leibniz Institut für Meereswissenschaften  
(IFM-GEOMAR)

Düsternbrooker Weg 20  
24103 Kiel, Germany

### Summary

A procedure for the determination of soluble (< 10 kDa) iron in seawater is described using Ultrafiltration with the Vivaflow 50. The procedure outlines a rigorous cleaning procedure that allows examination of soluble metals at ambient seawater concentrations. It is suggested that this method can also be employed for other trace metals and for metal binding organic complexes in seawater. This preliminary data suggest that the Vivaflow 50 is a fast, convenient and accurate way to separate soluble and colloidal metal species in seawater.

### Introduction

The physical speciation of trace metals in aquatic waters is of great importance in understanding their reactivity, bioavailability and overall residence time within the ocean. Processes such as colloidal formation, scavenging by particles and ligand dissolution of particles create a dynamic equilibrium between soluble, colloidal and particulate forms of metals. In open ocean systems phytoplankton productivity can be controlled by the concentrations of iron; which in oxic seawater is mostly present as insoluble Fe (III) colloids and particles. However organic complexation of Fe (III) can increase the solubility and it is assumed change the physical size spectra for Fe towards more soluble complexes which may be more bioavailable to phytoplankton. Thus it is of great importance to determine the soluble and colloidal speciation of iron to further understand the biogeochemical cycling of iron in the ocean.

### Concentration of Soluble and Colloidal Metals in Seawater

For the laboratory tests described here we use the cleaning procedure as outlined below and for all experiments we used a 10 kDa membrane. Initial tests showed that cleaning the Vivaflow 50 membrane with dilute HCl was often insufficient to remove contamination from Fe in the system. Contamination appeared to mostly come from two sources: Iron in the membrane and iron leached from the permeate tubing. To remove this contamination we added an extra rinsing of the system with an EDTA solution (10 mM: NaEDTA in Ultrapure water). The EDTA will bind all the metal contaminants in the system and the free ligand and metal complexes pass through the ultrafilter membrane. In the absence of  $\text{Ca}^{2+}$  and  $\text{Mg}^{2+}$  the kinetics of complexation formation should be relatively fast and the EDTA removes the metal contaminants rapidly. Residual EDTA in the system should be removed in the final ultrapure water rinse. Low concentrations of EDTA remaining in the system should not affect seawater measurements, as the trace metals will be out-competed for the EDTA by  $\text{Ca}^{2+}$  and  $\text{Mg}^{2+}$  but may interfere for freshwater samples. Use of the EDTA rinse reduced contamination substantially particularly with regard to contamination from the permeate outflow.

For the preliminary tests of the Vivaflow system reported here we used a seawater sample collected from the Southern Ocean to which we added a small amount of Fe (3 nM) to completely titrate out the natural complexing ligands present in the seawater, which had been previously measured as 2.4 nM (by Voltammetry). We used a Vivaflow 50 with a 10 kDa membrane, cleaned as outlined in the procedure below, and the Fe content was analyzed by flow injection chemiluminescence analysis for Fe(II) after acidification and reduction of the Fe(III) in the sample.

To check for the possibilities of contamination or incomplete recovery, mass balances for the element of interest should always be performed.



The mass balance conditions are;

(1)

$$C_i V_i = C_R V_R + C_P V_P$$

where C denotes concentration, V volume and the subscripts, i, r and p are respectively the initial sample, retentate and permeate.

The colloidal concentration can then be calculated as follows:

(2)

$$[\text{Colloid}] = \frac{[\text{retentate}] - [\text{permeate}]}{\text{CF}}$$

where CF denotes the concentration factor [CF = (total volume) / (total volume - permeate volume)]

The results of these experiments are shown in Figure 1. As expected the permeate concentration was lower than the initial concentration of the sample indicating rejection of colloidal iron, correspondingly there was an increase in the retentate. Calculated mass balances (shown in figure 2) for these recovery experiments were  $107 \pm 9\%$  at the first time point and  $101 \pm 7\%$  at the second time point indicating a good mass balance for the Vivaflow 50 under the conditions of this experiment. For shipboard experiments we have used higher CF ratios of 2–5 at ambient iron concentrations ( $30\text{--}300 \text{ pmol L}^{-1}$ ) and still observed good mass balances (EIFeX cruise: Jan–Mar 2004).

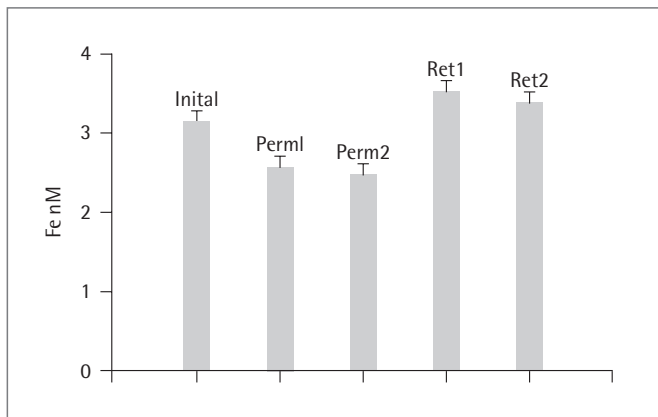


Figure 1: Concentrations of the initial  $0.2 \mu\text{m}$  filtered seawater sample, permeate and retentate from the Vivaflow 50 during recovery experiments.

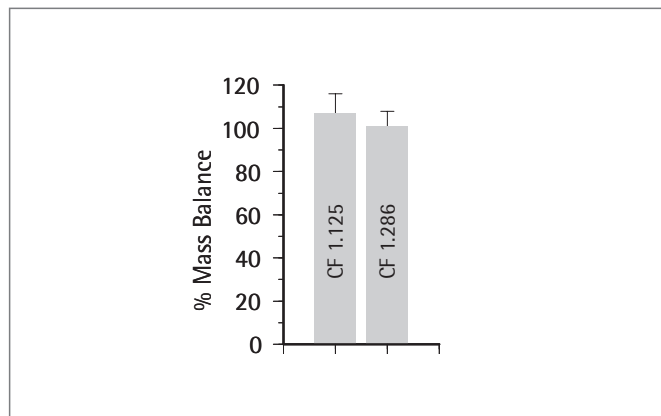


Figure 2: Mass balance for recovery of sample from experiments shown in figure 1.

Estimates of the colloidal concentration for these samples is then  $0.81 \pm 0.29 \text{ nM}$  and  $0.71 \pm 0.14 \text{ nM}$  for the 1<sup>st</sup> and 2<sup>nd</sup> time points respectively. Indicating that the solubility, iron < 10 kDa, of the iron in this sample was controlled by the presence of the 2.4 nM colloidal ligand which was presumably mostly in the soluble size range.

### Suggested Procedure

Seawater samples are collected cleanly using established techniques; this includes GO-FLO samplers for samples from the water column and the use of PTFE diaphragm pumps for near surface samples.

All handling and manipulation of the samples should take place in a Class 100 laminar flow bench and trace metal clean procedures should be used throughout. Seawater samples should be initially pre-filtered through  $0.2\text{--}1 \mu\text{m}$  filters to remove particulates and the filtered sample should be processed as quickly as possible afterwards through the Vivaflow 50.

The Vivaflow 50 should be pre-cleaned by sequential rinsing with Ultrapure water, 1% HCl, the EDTA wash solution and then finally a last rinse with Ultrapure water to remove trace metal contamination.

The filtered seawater sample (200 mL) should then be concentrated using the Vivaflow 50 to a concentration factor of between 2 and 5 for best results. Metal concentrations should be measured in both the retentate and permeate to ensure mass balance conditions are met.

For total metal analysis it may be necessary to UV irradiate all samples to remove interference from organic complexing agents.

### Conclusions

The procedure described here for using the Vivaflow 50 for ultrafiltration of seawater samples for trace metal analysis could be applied to other trace metals such as Co, Cu, Cd, Mn and Pb. The procedure can also be used in laboratory studies, with or without radiotracers. The procedure is fast, simple to use and can be used on low volume (100–400 mL) samples.

# Sales and Service Contacts

For further contacts, visit [www.sartorius.com](http://www.sartorius.com)

## Europe

### Germany

Sartorius Stedim Biotech GmbH  
August-Spindler-Strasse 11  
37079 Goettingen

Phone +49.551.308.0  
Fax +49.551.308.3289

Sartorius Stedim Systems GmbH  
Robert-Bosch-Strasse 5-7  
34302 Guxhagen

Phone +49.5665.407.0  
Fax +49.5665.407.2200

### France

Sartorius Stedim FMT S.A.S.  
ZI Les Paluds  
Avenue de Jouques - CS 91051  
13781 Aubagne Cedex

Phone +33.442.845600  
Fax +33.442.845619

Sartorius Stedim France SAS  
ZI Les Paluds  
Avenue de Jouques - CS 71058  
13781 Aubagne Cedex

Phone +33.442.845600  
Fax +33.442.846545

### Austria

Sartorius Stedim Austria GmbH  
Franzosengraben 12  
1030 Vienna

Phone +43.1.7965763.18  
Fax +43.1.796576344

### Belgium

Sartorius Stedim Belgium N.V.  
Leuvensesteenweg, 248/B  
1800 Vilvoorde

Phone +32.2.756.06.80  
Fax +32.2.756.06.81

### Hungary

Sartorius Stedim Hungária Kft.  
Kagyló u. 5  
2092 Budakeszi

Phone +36.23.457.227  
Fax +36.23.457.147

### Italy

Sartorius Stedim Italy S.p.A.  
Via dell'Antella, 76/A  
50012 Antella-Bagno a Ripoli (FI)

Phone +39.055.63.40.41  
Fax +39.055.63.40.526

### Poland

Sartorius Stedim Poland Sp. z o.o.  
ul. Wrzesinska 70  
62-025 Kostrzyn

Phone +48.61.647.38.40  
Fax +48.61.879.25.04

### Russian Federation

LLC "Sartorius ICR"  
Uralskaya str. 4, Lit. B  
199155, Saint-Petersburg

Phone +7.812.327.5.327  
Fax +7.812.327.5.323

### Spain

Sartorius Stedim Spain SA  
C/Isabel Colbrand 10,  
Oficina 70  
Polígono Industrial de Fuencarral  
28050 Madrid

Phone +34.90.2110935  
Fax +34.91.3589623

### Switzerland

Sartorius Stedim Switzerland AG  
Ringstrasse 24 a  
8317 Tagelswangen

Phone +41.52.354.36.36  
Fax +41.52.354.36.46

### U.K.

Sartorius Stedim UK Ltd.  
Longmead Business Centre  
Blenheim Road, Epsom  
Surrey KT19 9 QQ

Phone +44.1372.737159  
Fax +44.1372.726171

## America

### USA

Sartorius Stedim North America Inc.  
5 Orville Drive, Suite 200  
Bohemia, NY 11716

Toll-Free +1.800.368.7178  
Fax +1.631.254.4253

### Argentina

Sartorius Argentina S.A.  
Int. A. Ávalos 4251  
B1605ECS Munro  
Buenos Aires

Phone +54.11.4721.0505  
Fax +54.11.4762.2333

### Brazil

Sartorius do Brasil Ltda  
Av. Dom Pedro I, 241  
Bairro Vila Pires  
Santo André  
São Paulo  
Cep 09110-001

Phone +55.11.4451.6226  
Fax +55.11.4451.4369

### Mexico

Sartorius de México S.A. de C.V.  
Circuito Circunvalación Poniente  
No. 149  
Ciudad Satélite  
53100, Estado de México  
México

Phone +52.5555.62.1102  
Fax +52.5555.62.2942

## Asia | Pacific

### Australia

Sartorius Stedim Australia Pty. Ltd.  
Unit 5, 7-11 Rodeo Drive  
Dandenong South Vic 3175

Phone +61.3.8762.1800  
Fax +61.3.8762.1828

### China

Sartorius Stedim Biotech (Beijing) Co. Ltd.  
No. 33 Yu'an Road  
Airport Industrial Park Zone B  
Shunyi District, Beijing 101300

Phone +86.10.80426516  
Fax +86.10.80426580

Sartorius Stedim Biotech (Beijing) Co. Ltd.  
Shanghai Branch Office  
3rd Floor, North Wing, Tower 1  
No. 4560 Jin Ke Road  
Pudong District, Shanghai 201210

Phone +86.21.68782300  
Fax +86.21.68782332 | 68782882

Sartorius Stedim Biotech (Beijing) Co. Ltd.  
Guangzhou Representative Office  
Unit K, Building 23  
Huihua Commerce & Trade Building  
No. 80 Xianlie Middle Road  
Guangzhou 510070

Phone +86.20.37618687 | 37618651  
Fax +86.20.37619051

### India

Sartorius Stedim India Pvt. Ltd.  
#69/2-69/3, NH 48, Jakkasandra  
Nelamangala Tq  
562 123 Bangalore, India

Phone +91.80.4350.5250  
Fax +91.80.4350.5253

### Japan

Sartorius Stedim Japan K.K.  
4th Fl., Daiwa Shinagawa North Bldg.  
8-11, Kita-Shinagawa 1-chome  
Shinagawa-ku, Tokyo, 140-0001 Japan

Phone +81.3.4331.4300  
Fax +81.3.4331.4301

### Malaysia

Sartorius Stedim Malaysia Sdn. Bhd.  
Lot L3-E-3B, Enterprise 4  
Technology Park Malaysia  
Bukit Jalil  
57000 Kuala Lumpur, Malaysia

Phone +60.3.8996.0622  
Fax +60.3.8996.0755

### Singapore

Sartorius Stedim Singapore Pte. Ltd.  
1 Science Park Road,  
The Capricorn, #05-08A,  
Singapore Science Park II  
Singapore 117528

Phone +65.6872.3966  
Fax +65.6778.2494

### South Korea

Sartorius Korea Biotech Co., Ltd.  
8th Floor, Solid Space B/D,  
PanGyoYeok-Ro 220, BunDang-Gu  
SeongNam-Si, GyeongGi-Do, 463-400

Phone +82.31.622.5700  
Fax +82.31.622.5799



◀ [www.sartorius.com](http://www.sartorius.com)