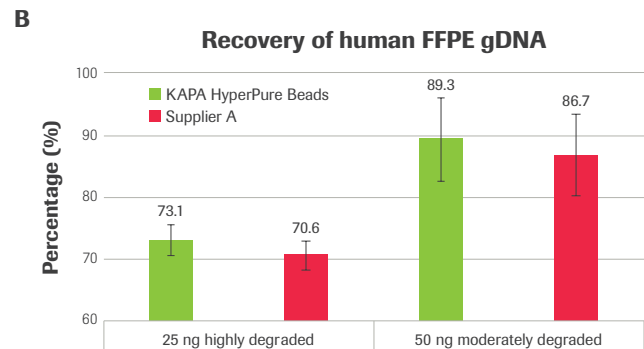
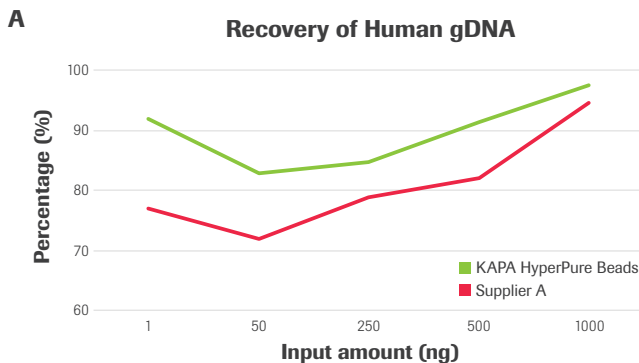


Industry-leading recovery of DNA

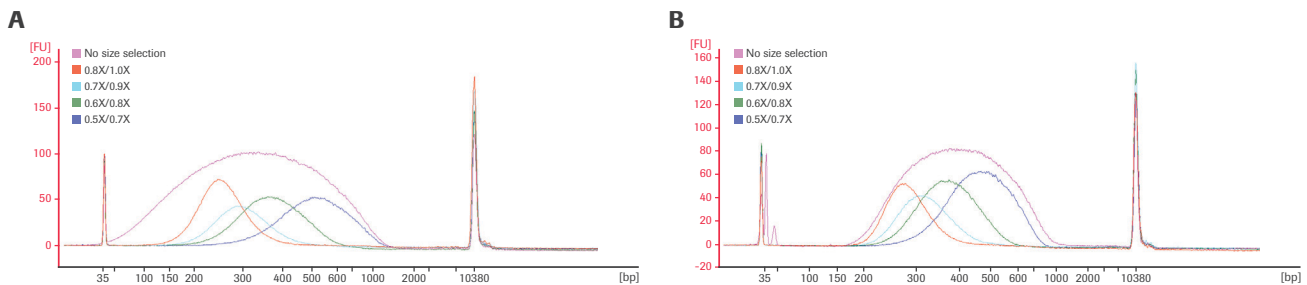
- KAPA HyperPure Beads achieve comparable or better DNA recovery than the market leader (Supplier A) across a broad spectrum of input amounts, sizes and quality
- Improved general manipulation of DNA samples, e.g., buffer exchange to remove EDTA or other salts prior to enzymatic fragmentation and sample concentration



KAPA HyperPure Beads provide superior recovery performance to Supplier A in DNA workflows. (A) Recovery of unfragmented human gDNA. (B) Recovery of highly degraded and moderately degraded formalin-fixed paraffin-embedded (FFPE) human genomic DNA. Highly degraded DNA obtained from FFPE clinical research samples ($n=12$); moderately degraded DNA obtained from Horizon Reference FFPE DNA ($n=9$). For both (A) and (B), KAPA HyperPure Beads and Supplier A beads were used at a 3X ratio to clean up DNA inputs of various amounts. Recovery was measured using the Qubit Fluorometer 3 dsDNA HS Assay Kit before and after cleanup.

Achieve tunable and highly reproducible size selection

- Reproducible size selection of nucleic acids—capture of fragmented input DNA, adapter-ligated molecules or amplified libraries in NGS library preparation workflows
- Enables researchers to consistently select for fragment sizes of interest



KAPA HyperPure Beads provide tunable size selection of double-stranded DNA. At each step of the KAPA HyperPrep library preparation workflow, DNA was subjected to double-sided size selection using different bead-to-sample ratios (see legend) and then analyzed for size distribution with a Bioanalyzer® 2100 High Sensitivity Kit. Each panel shows the resulting fragment size ranges compared to same-stage DNA that was not size-selected. DNA concentrations were normalized prior to loading onto the Bioanalyzer. (A) Post-fragmentation size selection of input DNA. High-quality hgDNA was mechanically fragmented with a Covaris® E220 Focused Ultrasonicator using conditions optimized to yield a mode fragment length of 250 – 400 bp, then subjected to size selection. (B) Post-amplification size selection. Libraries were amplified and final libraries were then subjected to size selection.

Ordering information for KAPA HyperPure Beads

Roche Cat. No.	KAPA Code	Description	Pack Size
08963835001	KK8007	KAPA HyperPure Beads (5 mL)	5 mL
08963843001	KK8008	KAPA HyperPure Beads (30 mL)	30 mL
08963851001	KK8009	KAPA HyperPure Beads (60 mL)	60 mL
08963878001	KK8011	KAPA HyperPure Beads (4 x 60 mL)	4 x 60 mL
08963860001	KK8010	KAPA HyperPure Beads (450 mL)	450 mL

Published by:

Roche Sequencing Solutions, Inc.

4300 Hacienda Drive
Pleasanton, CA 94588

sequencing.roche.com

For Research Use Only. Not for use in diagnostic procedures.

KAPA is a trademark of Roche. All other product names and trademarks are the property of their respective owners.

©2019 Roche Sequencing Solutions, Inc. All rights reserved.

MC--01935 08/19